

# TELESIN

## T款1.16米碳纤维自拍杆 1.16m Carbon Fiber Selfie Stick



### 使用指南 User Guide

### 使用方式 How to use


- ① 顺时针旋转解锁三个固定环  
Turn clockwise to unlock the three retaining rings



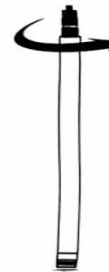
- ② 握住自拍杆最顶部向上拉伸  
Hold the top of the selfie stick and stretch it upwards



- ③ 收缩时请先拧松后再往回收缩  
When closing, please loosen pole first and then shrink downward



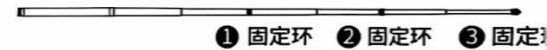
- ④ 逆时针旋转锁定三个固定环  
Rotate counterclockwise to lock the three retaining rings



### 产品长度调节 Product length adjustment

通过三个固定环的搭配可以实现4种不同长度的调节  
Through the matching of three fixed rings can achieve four different lengths of adjustment.

长度/length: 1160mm



长度/length: 860mm



长度/length: 560mm



长度/length: 250mm

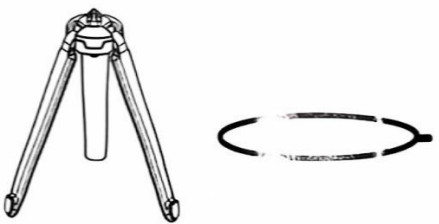
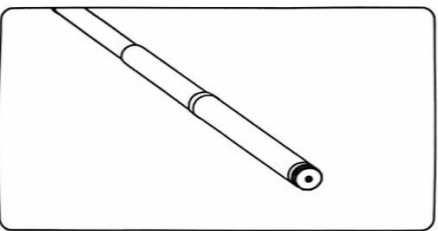


CS 扫描全能王

3亿人都在用的扫描App

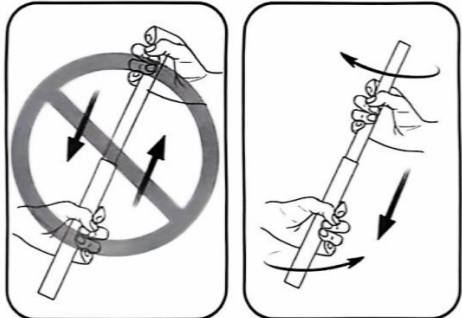
**底部1/4螺丝接口**  
**1/4 screw interface at the bottom**

底部设有1/4-20标准螺丝孔, 可以外接防丢绳、三脚架等设备  
There is a 1/4 standard screw hole at the bottom, which can be connected with anti-lost strap, tripod and other equipments



**注意事项**  
**Precautions**

1. 收杆时不要直接往回收, 要旋转着往回收, 谨防夹手  
Do not close directly when closing the shaft, to rotate to withdraw, beware of pinching hands.



2. 不要甩杆, 防止伸缩杆抱死;  
Do not shake the telescopic pole to prevent the telescopic pole from extending twice.

5. 表面经防刮织带, 基材采用碳纤维材质  
The surface of the selfie stick is wrapped with a scratch-resistant webbing, and the material is made of carbon fiber

6. 不要在雷雨天气使用  
Do not use in thunderstorms.

7. 不要触及电源  
Do not touch the power supply.



8. 下海或者有灰尘进入后请用清水冲洗干净并晾干  
After entering the sea or having dust in, please rinse it with water and dry it.

[www.telesin.cn](http://www.telesin.cn)